







RECIPROCATING SAW BLADES - 1/2" SHANK

ICS USA



MILLED TEETH

Fits any Reciprocating Saw using 1/2" universal shank.

ILLUSTRATION AND COLOR	LENGTH	WIDTH	TEETH PER INCH	CUT - SPEED APPLICATION	TYPE TEETH	ITEM NO.	PRICE EACH	
							POUCH 5 PCS.	BOX 100 PCS.
METAL CUTTING - HIGH SPEED STEEL								
 RED BLADE	4	5/8	12	Medium - Fast Metals 1/8" and over	Raker Set	RSB-M-412	1.64	1.48
	4	5/8	18	Smooth - Medium Metals 1/8" and under	Raker Set	RSB-M-418	1.64	1.48
	4	5/8	24	Fine - Slow Metals 3/64" and under	Raker Set	RSB-M-424	1.64	1.48
	6	5/8	10	Medium - Fast Metals 1/4" and over	Raker Set	RSB-M-610	2.00	1.60
	6	5/8	14	Medium - Fast Metals 1/8" and over	Raker Set	RSB-M-614	2.00	1.60
	6	5/8	18	Smooth - Medium Metals 1/8" and under	Raker Set	RSB-M-618	2.00	1.60
	8	5/8	10	Medium - Fast Metals - Deep cuts	Raker Set	RSB-M-810	2.78	2.64
METAL SCROLL CUTTING - HIGH SPEED STEEL								
 RED BLADE	4	5/16	18	Smooth - Medium Metals 3/64" and over	Wavy Set	RSB-MS-418	1.70	1.54
NAIL-EMBEDDED WOOD CUTTING - HIGH ALLOY STEEL								
 BLACK BLADE	6	5/8	6	Coarse - Fast Roughing work	Alt. Set	RSB-NW-606	1.36	1.24
	6	5/8	10	Medium - Medium Standard work	Alt. Set	RSB-NW-610	1.36	1.24
	6	5/8	18	Smooth - Medium Finish work	Wavy Set	RSB-NW-618	1.36	1.24
	12	5/8	3	Coarse - Very Fast Heavy work	Alt. Set	RSB-NW-123	2.48	2.26
	12	5/8	6	Coarse - Fast Roughing work	Alt. Set	RSB-NW-126	2.48	2.26
	12	5/8	10	Medium - Medium Standard work	Alt. Set	RSB-NW-1210	2.48	2.26
NAIL-EMBEDDED WOOD CUTTING - HIGH ALLOY STEEL								
 BLACK BLADE	6	5/8	3	Coarse - Very Fast Heavy work	Alt. Set	RSB-W-603	1.36	1.24
	9	5/8	3	Coarse - Very Fast Heavy work	Alt. Set	RSB-W-903	2.18	1.96
	6	5/8	6	Coarse - Fast Roughing work	Alt. Set	RSB-W-606	1.76	1.62
 BLACK BLADE	9	3/4	6	Coarse - Fast Roughing work	Alt. Set	RSB-W-906	2.66	2.40
	12	3/4	6	Coarse - Fast Roughing work	Alt. Set	RSB-W-126	3.54	3.20
WOOD SCROLL [CONTOUR] CUTTING - HIGH CUTTING								
 BLACK BLADE	6	1/2	6	Coarse - Fast Cutting irregular curves	Alt. Set	RSB-S-606	1.68	1.52
PLASTER CUTTING - HIGH ALLOY STEEL								
 WHITE BLADE	6	3/4	6	Rough - Fast V-Tooth prevents clogging	V-Tooth	RSB-P-606	1.82	1.62