











SABER/JIG SAW BLADES - 1/4" SHANK

ICS WIS



MILLED TEETH

Fits all Saber Saws using universal 1/4" shank.

| ILLUSTRATION AND COLOR | LENGTH | WIDTH | TEETH PER INCH | CUT - SPEED APPLICATION | TYPE TEETH | ITEM NO. | PRICE EACH | |
|--|--------|-------|----------------|---|--------------|------------|--------------|--------------|
| | | | | | | | POUCH 5 PCS. | BOX 100 PCS. |
| METAL CUTTING - HIGH SPEED STEEL | | | | | | | | |
|  RED BLADE | 2-3/4 | 5/16 | 14 | Medium - Fast Metals 1/4" - 3/8" | Wavy Set | SSB-M-314 | .94 | .86 |
| | 2-3/4 | 5/16 | 18 | Smooth - Medium Metals 1/8" - 1/4" | Wavy Set | SSB-M-318 | .94 | .86 |
| | 2-3/4 | 5/16 | 24 | Fine - Slow Metals 1/16" - 3/16" | Wavy Set | SSB-M-324 | .94 | .86 |
| | 2-3/4 | 5/16 | 32 | Extra Fine - Slow | Wavy Set | SSB-M-332 | .94 | .86 |
| WOOD CUTTING - HIGH CARBON | | | | | | | | |
|  BLACK BLADE | 2-3/4 | 5/16 | 6 | Coarse - Fast Wood up to 1-1/2" | Wavy Set | SSB-W-306 | .50 | .46 |
| | 3-1/8 | 5/16 | 8 | Medium - Medium Wood up to 2" | Alt. Set | SSB-W-308 | .50 | .46 |
| | 3-1/8 | 5/16 | 10 | Smooth - Medium Wood up to 2" | Alt. Set | SSB-W-310 | .50 | .46 |
|  SILVER GROUND FINISH | 4 | 5/16 | 6 | Smooth - Fast Wood up to 2-3/8" | Taper Ground | SSB-TG-406 | 1.68 | 1.42 |
| | 4 | 5/16 | 10 | Fine - Medium Wood up to 2-3/8" | Taper | SSB-TG-410 | 1.68 | 1.42 |
|  BLACK BLADE | 6 | 9/16 | 6 | Rough - Fast Wood up to 4" | Alt. Set | SSB-W-606 | 1.68 | 1.42 |
|  BLACK BLADE | 3-5/8 | 1-3/8 | 8 | Medium - Medium Flush cuts to wall | Alt. Set | SSB-WF-308 | 2.02 | 1.82 |
|  BLACK BLADE | 3-1/8 | 1/4 | 10 | Medium - Medium Cuts wood both directions | Alt. Set | SSB-TE-310 | 1.24 | 1.12 |
| WOOD SCROLL CUTTING - HIGH CARBON | | | | | | | | |
|  BLUE BLADE | 2-3/4 | 5/32 | 12 | Smooth - Medium Scroll cuts wood to 1" | Wavy Set | SSB-S-312 | .84 | .72 |
| FIBERGLASS CUTTING - HIGH SPEED STEEL | | | | | | | | |
|  BLUE BLADE | 2-3/4 | 5/16 | 14 | Fine - Very Fast Special Angle cuts 30% faster | Wavy Set | SSB-F-314 | 1.30 | 1.12 |
| ALUMINUM & NON-FERROUS METAL CUTTING - HIGH SPEED STEEL | | | | | | | | |
|  RED BLADE | 3-1/8 | 5/16 | 8 | Medium - Fast Special teeth eject chips | Skip Tooth | SSB-A-308 | 1.86 | 1.66 |
| PLASTER CUTTING - HIGH CARBON | | | | | | | | |
|  BLACK BLADE | 3-5/8 | 5/16 | 9 | Rough - Fast V-Tooth prevents clogging | V-Tooth | SSB-P-309 | 1.14 | 1.02 |