

Boring Tools

REVISED JAN 2026



ICS | USA

511 Main Street • Casco, WI 54205-0125 USA
(920) 837-2526 • Fax (920) 837-2530
www.icscuttingtools.com • info@icscuttingtools.com

TABLE OF CONTENTS

Accessories

Indexable Boring Bars

Carbide Inserts.....	2
Spare Parts	2

Boring Bars - Carbide Tipped

C2 & C5 Grade

Style "AR & AL"	4
Style "BR & BL"	4
Style "C"	4
Style "D"	4
Style "E"	4
Style "CTR"	4

C6 Grade	1
----------------	---

Cut-Off Blades

Ground	6
T-Shaped.....	6

Tool Bits

Rectangular Section.....	5
Round Section.....	5
Square Section.....	5

Tool Holders

Cut-Off	7
Indexable Screw On.....	2
Turning.....	7

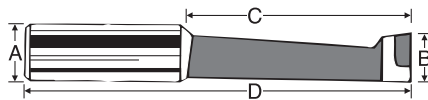
Sets

Boring Bars - Carbide Tipped.....	1
Boring Bar and Mini Tool Holder	3

CARBIDE (GRADE C-6) CARBIDE TIPPED BORING BARS

ICS **WIS**

GENERAL PURPOSE



C-6 grade Carbide Tipped Boring Bars are designed for general purpose boring in steel and alloys. Ideal for flat bottom boring without changing tool. Made of high quality alloy steel for greater rigidity. Precision ground shanks fit standard holders. Offset taper to provide rigidity at cutting point. Minimum bore sizes come in three lengths.

SHORT - for counterboring and short hole work **MEDIUM** - for general boring **LONG** - for extra depth holes

A	B	C	D		
SHANK DIA.	MIN. BORE	BORE DEPTH	LENGTH	ITEM NO.	PRICE EACH
3/8"	5/16	3/4	2	CTBB-A20A	9.94
	5/16	1-1/8	2-3/8	CTBB-A20B	10.26
	5/16	1-1/2	2-3/4	CTBB-A20C	10.58
	3/8	15/16	2-3/16	CTBB-A24A	10.94
	3/8	1-13/32	2-21/32	CTBB-A24B	11.28
	3/8	1-7/8	3-1/8	CTBB-A24C	12.14
	7/16	1-1/8	2-3/8	CTBB-A28A	12.28
	7/16	1-11/16	2-15/16	CTBB-A28B	12.62
	7/16	2-1/4	3-1/2	CTBB-A28C	13.00
5/8"	5/16	3/4	2-1/4	CTBB-C20A	16.40
	5/16	1-1/8	2-5/8	CTBB-C20B	16.92
	5/16	1-1/2	3	CTBB-C20C	17.58
	7/16	1-1/8	2-5/8	CTBB-C28A	18.46
	7/16	1-11/16	3-3/16	CTBB-C28B	19.30
	7/16	2-1/4	3-3/4	CTBB-C28C	20.32
	9/16	1-1/2	3	CTBB-C36A	20.86
	9/16	2-1/4	3-3/4	CTBB-C36B	21.70
	9/16	3	4-1/2	CTBB-C36C	22.36
	11/16	1-7/8	3-3/8	CTBB-C44A	23.20
	11/16	2-13/16	4-5/16	CTBB-C44B	23.92
	11/16	3-3/4	5-1/4	CTBB-C44C	24.94

A	B	C	D		
SHANK DIA.	MIN. BORE	BORE DEPTH	LENGTH	ITEM NO.	PRICE EACH
1/2"	5/16	3/4	2-1/4	CTBB-B20A	13.12
	5/16	1-1/8	2-5/8	CTBB-B20B	13.50
	5/16	1-1/2	3	CTBB-B20C	14.02
	7/16	1-1/8	2-5/8	CTBB-B28A	14.52
	7/16	1-11/16	3-3/16	CTBB-B28B	14.86
	7/16	2-1/4	3-3/4	CTBB-B28C	15.36
	9/16	1-1/2	3	CTBB-B36A	15.72
	9/16	2-1/4	3-3/4	CTBB-B36B	16.06
	9/16	3	4-1/2	CTBB-B36C	16.40
3/4"	7/16	1-1/4	3-1/8	CTBB-D28A	19.30
	7/16	1-11/16	3-11/16	CTBB-D28B	20.14
	7/16	2-1/4	4-1/4	CTBB-D28C	21.02
	9/16	1-1/2	3-1/2	CTBB-D36A	21.86
	9/16	2-1/4	4-1/4	CTBB-D36B	22.36
	9/16	3	5	CTBB-D36C	23.38
	11/16	1-7/8	3-7/8	CTBB-D44A	24.10
	11/16	2-13/16	4-13/16	CTBB-D44B	24.94
	11/16	3-3/4	5-3/4	CTBB-D44C	25.60
	13/16	2-1/4	4-1/4	CTBB-D52A	27.32
	13/16	3-3/8	5-3/8	CTBB-D52B	28.86
	13/16	4-1/2	6-1/2	CTBB-D52C	30.56

A	B	C	D		
SHANK DIA.	MIN. BORE	BORE DEPTH	LENGTH	ITEM NO.	PRICE EACH
1"	9/16	3	5	CTBB-E036	35.62
	11/16	3-3/4	5-3/4	CTBB-E044	35.62
	7/8	4-1/2	6-1/2	CTBB-E056	35.62
	1-1/16	4-1/2	6-1/2	CTBB-E104	35.62
	1-1/4	5-3/4	7-3/4	CTBB-E116	35.62
	1-1/2	6-1/4	8-1/4	CTBB-E132	35.62
	1-5/8	7-1/2	9-1/2	CTBB-E140	35.62

CARBIDE (GRADE C-6) CARBIDE TIPPED BORING BAR SETS

WOOD STAND

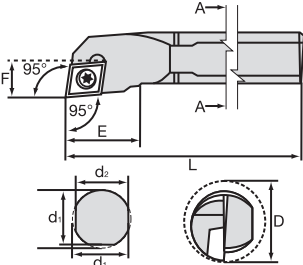
ILLUSTRATION	DESCRIPTION	ITEM NO.	PRICE
	9 PC SET - 3/8" SHANK Carbid Tipped Boring Bars	CTBBS-A-9	45.08
	9 PC SET - 1/2" SHANK Carbide Tipped Boring Bars	CTBBS-B-9	59.32
	12 PC SET - 5/8" SHANK Carbide Tipped Boring Bars	CTBBS-C-12	104.46
	12 PC SET - 3/4" SHANK Carbide Tipped Boring Bars	CTBBS-D-12	137.94
	7 PC SET - 1" SHANK Carbide Tipped Boring Bars	CTBBS-E-7	183.96

INDEXABLE (SCREW ON) BORING BARS

ICS EUR

SPECIAL PURPOSE

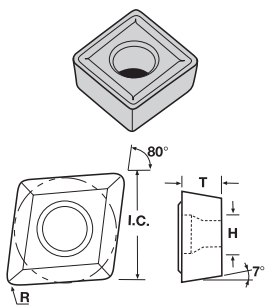
PRECISION GROUND

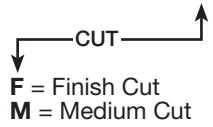
SCREW ON STYLE	ITEM NO.	INSCRIBED CIRCLE I.C.	DIMENSIONS				INSERT USED	PRICE
			SHANK DIA. D	MIN. BORE D	OVERALL LENGTH L	CENTER TO POINT F		
SCLCR 80° Diamond 5° Negative End & Side Cutting Angle 	IT-SCLCR04-2	1/4"	.315	.354	4	.1875	I-CCMT-21.51	40.96
	IT-SCLCR06-2		.375	.468	6	.2500	I-CCMT-21.51	40.96
	IT-SCLCR08-3	3/8"	.500	.600	7	.3120	I-CCMT-32.52	40.96
	IT-SCLCR10-3		.625	.866	8	.4060	I-CCMT-32.52	49.36
	IT-SCLCR12-3		.750	.920	10	.5000	I-CCMT-32.52	53.56
	IT-SCLCR16-3		1.000	1.120	12	.6094	I-CCMT-32.52	60.90

SPARE PARTS FOR INDEXABLE BORING BARS

BORING BAR ITEM NO.	SPARE PARTS USED			
	TORX KEY		LOCKING SCREW	
ITEM NO.	ITEM NO.	PRICE	ITEM NO.	PRICE
IT-SCLCR04-2	ISP-TK-T07	6.30	ISP-LS-3	1.06
IT-SCLCR06-2	ISP-TK-T07	6.30	ISP-LS-3	1.06
IT-SCLCR08-3	ISP-TK-T15	6.30	ISP-LS-6	1.06
IT-SCLCR10-3	ISP-TK-T15	6.30	ISP-LS-6	1.06
IT-SCLCR12-3	ISP-TK-T15	6.30	ISP-LS-6	1.06
IT-SCLCR16-2	ISP-TK-T15	6.30	ISP-LS-6	1.06

CARBIDE INSERTS FOR INDEXABLE BORING BARS

STYLE	ITEM NO.		INSCRIBED CIRCLE I.C.	THICKNESS T	RADIUS R	HOLE H	GRADES	
	PREFIX	NUMERIC SUFFIX INSERT-CUT-(GRADE)					NON COATED	TiN COATED
CCMT 80° Diamond 7° Positive Rake Single Sided Chipbreaker 	I-CCMT	21.51 F ()	1/4"	3/32	1/64	.110	C2, C5, C6	T5, T6
	I-CCMT	21.51 M ()		3/32	1/32	.110		
	I-CCMT	32.52 F ()	3/8"	5/32	1/64	.173	C2, C5, C6	T5, T6
	I-CCMT	32.52 M ()		5/32	1/32	.173		





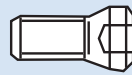
 F = Finish Cut
 M = Medium Cut

MINI TOOLHOLDER & BORING BAR SET

ICS EUR

SPECIAL PURPOSE

PRECISION GROUND





ILLUSTRATION	DESCRIPTION	ITEM NO.	PRICE	
<p style="text-align: center;">5 PC MINI TOOLHOLDER AND BORING BAR SET</p> 	5 PC Mini Toolholder & Boring Bar Set in plastic case. Each set contains one each of four types of Toolholders and one Boring Bar. Set also includes 1 Torx Key and 2 spare Locking Screws. Inserts are sold separately.	IMT-MTBBS-5	264.60	
	MINI TOOLHOLDERS AND BORING BAR IN SET			
	ITEM NO.	DESCRIPTION	CUT	INSERT USED
	IMT-SCLCR04-2	Mini Toolholders	Right Hand	I-CCMT21.51
	IMT-SDJCR04-2		Right Hand	I-DCMT21.51
IMT-SDJCL04-2	Left Hand		I-DCMT21.51	
IMT-SSDCN04-2	Neutral		I-SCMT21.51	
IT-SCLCR04-2	Boring Bar	Right Hand	I-CCMT21.51	
SPARE PARTS IN SET				
				
TORX KEY		LOCKING SCREW		
ITEM NO.	PRICE	ITEM NO.	PRICE	
ISP-TK-T07	6.30	ISP-LS-3	1.06	

INDEXABLE (SCREW-ON) MINI TOOLHOLDERS

ICS EUR

SPECIAL PURPOSE

PRECISION GROUND

TOOLHOLDER STYLE	ITEM NO.	DIMENSIONS				INSERT USED	PRICE
		SHANK		HEAD			
		SIZE H x B	LENGTH L	WIDTH F	TOP E		
 <p style="text-align: center;">RIGHT HAND</p>	IMT-SCLCR04-2	.315 x .315	2.36	.394	.394	I-CCMT21.51	51.98
 <p style="text-align: center;">RIGHT HAND</p>	IMT-SDJCR04-2	.315 x .315	2.36	.394	.630	I-DCMT21.51	51.98
 <p style="text-align: center;">LEFT HAND</p>	IMT-SCDJCL04-2	.315 x .315	2.36	.394	.630	I-DCMT21.51	51.98
 <p style="text-align: center;">NEUTRAL</p>	IMT-SSDCN04-2	.315 x .315	2.36	.157	.472	I-SCMT21.51	51.98

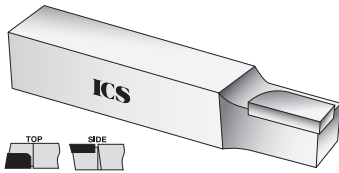
CARBIDE TIPPED BORING BARS

ICS EUR/KOR

GENERAL PURPOSE

All Carbide Tipped Tool Bits are available with either a C-2 (cast iron) or C-5 (steel) grade carbide tip for cutting. Please specify grade when ordering.

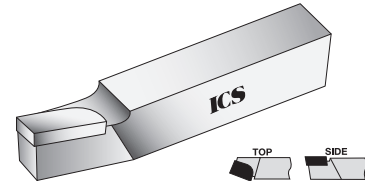
STYLE "AR & AL"



STRAIGHT OR NO LEAD ANGLE

All tools have size and grade of carbide stamped on side.

STYLE "BR & BL"

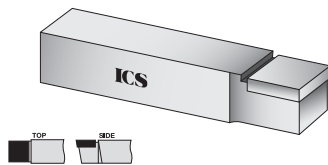


15° LEAD ANGLE

ITEM NO.				
PREFIX - GRADE	TOOL NO. RT. HAND	TOOL NO. LFT. HAND	SIZE	PRICE
CTTB (GRADE)	AR 04	AL 04	1/4 x 1/4 x 2	7.06
CTTB (GRADE)	AR 05	AL 05	5/16 x 5/16 x 2-1/4	7.32
CTTB (GRADE)	AR 06	AL 06	3/8 x 3/8 x 2-1/2	7.42
CTTB (GRADE)	AR 08	AL 08	1/2 x 1/2 x 3-1/2	8.00
CTTB (GRADE)	AR 10	AL 10	5/8 x 5/8 x 4	10.58
CTTB (GRADE)	AR 12	AL 12	3/4 x 3/4 x 4-1/2	14.12

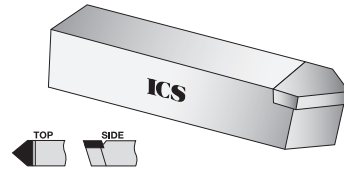
ITEM NO.				
PREFIX - GRADE	TOOL NO. RT. HAND	TOOL NO. LFT. HAND	SIZE	PRICE
CTTB (GRADE)	BR 04	BL 04	1/4 x 1/4 x 2	7.06
CTTB (GRADE)	BR 05	BL 05	5/16 x 5/16 x 2-1/4	7.32
CTTB (GRADE)	BR 06	BL 06	3/8 x 3/8 x 2-1/2	7.42
CTTB (GRADE)	BR 08	BL 08	1/2 x 1/2 x 3-1/2	8.00
CTTB (GRADE)	BR 10	BL 10	5/8 x 5/8 x 4	10.58
CTTB (GRADE)	BR 12	BL 12	3/4 x 3/4 x 4-1/2	14.12

STYLE "C"



SQUARE NOSE

STYLE "D"

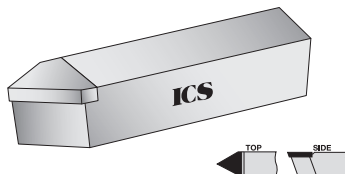


80° INCLUDED ANGLE

ITEM NO.				
PREFIX - GRADE - TOOL NO.	SIZE	PRICE		
CTTB (GRADE) C 04	1/4 x 1/4 x 2	7.06		
CTTB (GRADE) C 05	5/16 x 5/16 x 2-1/4	7.32		
CTTB (GRADE) C 06	3/8 x 3/8 x 2-1/2	7.42		
CTTB (GRADE) C 08	1/2 x 1/2 x 3-1/2	8.00		
CTTB (GRADE) C 10	5/8 x 5/8 x 4	10.58		
CTTB (GRADE) C 12	3/4 x 3/4 x 4-1/2	14.12		

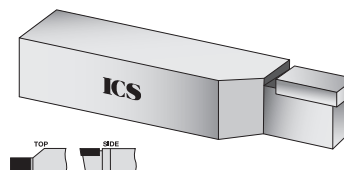
ITEM NO.				
PREFIX - GRADE - TOOL NO.	SIZE	PRICE		
CTTB (GRADE) D 04	1/4 x 1/4 x 2	7.06		
CTTB (GRADE) D 05	5/16 x 5/16 x 2-1/4	7.32		
CTTB (GRADE) D 06	3/8 x 3/8 x 2-1/2	7.42		
CTTB (GRADE) D 08	1/2 x 1/2 x 3-1/2	8.00		
CTTB (GRADE) D 10	5/8 x 5/8 x 4	10.58		
CTTB (GRADE) D 12	3/4 x 3/4 x 4-1/2	14.12		

STYLE "E"



60° INCLUDED ANGLE

STYLE "CTR"



CUT-OFF RIGHT HAND

ITEM NO.				
PREFIX - GRADE - TOOL NO.	SIZE	PRICE		
CTTB (GRADE) E 04	1/4 x 1/4 x 2	7.06		
CTTB (GRADE) E 05	5/16 x 5/16 x 2-1/4	7.32		
CTTB (GRADE) E 06	3/8 x 3/8 x 2-1/2	7.42		
CTTB (GRADE) E 08	1/2 x 1/2 x 3-1/2	8.00		
CTTB (GRADE) E 10	5/8 x 5/8 x 4	10.58		
CTTB (GRADE) E 12	3/4 x 3/4 x 4-1/2	14.12		

ITEM NO.				TIP	PRICE
PREFIX - GRADE - TOOL NO.	WIDTH	SIZE			
CTTB - (GRADE) CTR 11	1/8	1/2 x 1 x 5		15.64	
CTTB - (GRADE) CTR 22	3/16	1/2 x 1 x 5		16.56	
CTTB - (GRADE) CTR 33	1/4	1/2 x 1 x 5		21.30	

PACKAGING

No. 4 to 6 - 10 Pcs. No. 8 to 12 - 5 Pcs.

TOOL BITS

ICS WIS

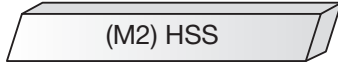
GENERAL PURPOSE

PRECISION GROUND

HIGH SPEED STEEL

(M2) High Speed Steel Tool Bits are designed for general purpose machining of mild steel, alloys, and tool steels. They have good heat and abrasion resistant properties and are best used when making an interrupted cut or where the tool may be subjected to heavy load or shock.

SQUARE SECTION



Both ends beveled 10°

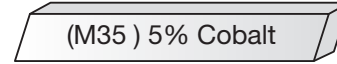
OVERALL		HSS
SIZE	LENGTH	TB-SQ
1/8	2-1/2	2.36
3/16	2-1/2	2.36
1/4	2-1/2	2.90
1/4	4	4.72
5/16	2-1/2	3.54
5/16	4	7.88
3/8	3	5.04
3/8	4	5.78
3/8	6	12.18

OVERALL		HSS
SIZE	LENGTH	TB-SQ
7/16	3-1/2	7.20
1/2	4	10.40
1/2	6	18.90
5/8	4-1/2	14.98
3/4	5	22.10
7/8	6	35.48
1	7	63.00
1-1/4	7	115.50

5% COBALT (M35)

(M35) 5% Cobalt Tool Bits are designed for heavy duty machining of alloy steels and tough materials, such as castings and forgings. They have high heat and abrasion resistant properties and are best used when making heavy cuts, at high speeds and feeds, or where high heat is a factor.

SQUARE SECTION



Both ends beveled 10°

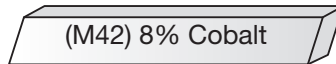
OVERALL		HSS
SIZE	LENGTH	TB-SQ5C
1/8	2-1/2	4.08
3/16	2-1/2	4.08
1/4	2-1/2	5.36
1/4	4	7.96
5/16	2-1/2	6.48
5/16	4	10.12
3/8	3	8.20
3/8	4	11.30

OVERALL		HSS
SIZE	LENGTH	TB-SQ5C
7/16	3-1/2	12.78
1/2	4	14.76
1/2	6	25.20
5/8	4-1/2	26.34
3/4	5	40.50
7/8	6	69.38
1	7	84.68
1-1/4	7	134.58

8% COBALT (M42)

(M42) 8% Cobalt tool bits are designed for machining work hardening alloys and other tough materials. They have increased water resistance and tool life. This improves performance and retention of the cutting edge.

SQUARE SECTION



Both ends beveled 10°

OVERALL		HSS
SIZE	LENGTH	TB-SQ8C
3/16	2-1/2	5.26
1/4	2-1/2	5.78
5/16	2-1/2	7.00
3/8	3	10.50
7/16	3-1/2	14.70

OVERALL		HSS
SIZE	LENGTH	TB-SQ8C
1/2	4	19.26
5/8	4-1/2	21.52
3/4	5	30.46
7/8	6	49.88

PACKAGING

1/8 to 3/8 - 10 Tools / Pkg., 7/16 to 1/2 - 5 Tools / Pkg., 5/8 to 1-1/4 - 1 Tool / Pkg.

RECTANGULAR SECTION



OVERALL		HSS
SIZE	LENGTH	TB-R
1/4 x 3/8	3	5.40
1/4 x 1/2	4	6.48
1/4 x 3/4	5	11.34
1/4 x 1	6	16.28
5/16 x 7/16	3	9.60
3/8 x 1/2	4	9.72
3/8 x 3/4	5	15.64

OVERALL		HSS
SIZE	LENGTH	TB-R
1/2 x 3/4	5	18.38
1/2 x 1	7	31.26
1/2 x 1-1/4	7	38.50
5/8 x 3/4	5	30.98
3/4 x 1	6	47.78
3/4 x 1-1/4	7	59.74

PACKAGING

1/4 to 3/8 - 5 Tools / Pkg., 1/2 to 3/4 - 1 Tool / Pkg.

ROUND SECTION



OVERALL		HSS
SIZE	LENGTH	TB-RD
1/8	2-3/4	1.06
5/32	3-1/8	1.14
3/16	3-1/2	1.36
1/4	4	1.90
5/16	4-1/2	2.94
3/8	5	4.20

OVERALL		HSS
SIZE	LENGTH	TB-RD
7/16	5-1/2	5.62
1/2	6	7.28
5/8	6	14.38
3/4	6	20.80
1	6	36.50

PACKAGING

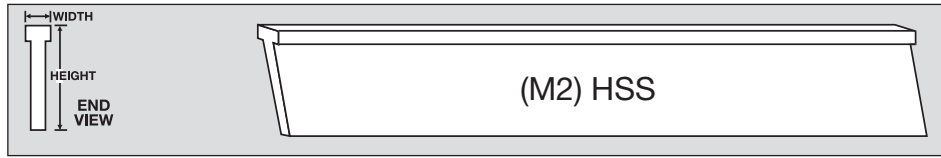
1/8 to 1/4 - 10 Tools / Pkg., 5/16 to 1/2 - 5 Tools / Pkg., 5/8 to 1 - 1 Tool / Pkg.

HIGH SPEED STEEL T-SHAPED CUT-OFF BLADES

ICS **EUR**

GENERAL PURPOSE

PRECISION GROUND



T-Shaped blades are ideal for cutting-off, grooving, and similar operations. The narrow design conserves material being cut and reduces the heat generated when cutting. This style blade will produce a chip narrower than the blade itself. Increased clearance angles on each side of the blade reduce friction and assure long tool life. These blades fit all cut-off tool holders made for holding T-shaped blades.

SIZE WIDTH x HEIGHT	OVERALL LENGTH	ITEM/BLADE NO.	PRICE
.040 x 1/2	3-1/2	COB-TSP1N	20.50
1/16 x 1/2	4-1/2	COB-TSP1	17.96
5/64 x 1/2	4-1/2	COB-TSP2N	18.42
3/32 x 1/2	4-1/2	COB-TSP2	18.42
1/8 x 1/2	4-1/2	COB-TSP3S	18.42
3/32 x 11/16	5	COB-TSP3N	19.36
1/8 x 11/16	5	COB-TSP3	19.82
5/32 x 11/16	5	COB-TSP4	20.50
3/16 x 11/16	5	COB-TSP5S	20.50
1/8 x 3/4	5	COB-TSP3W	20.16

SIZE WIDTH x HEIGHT	OVERALL LENGTH	ITEM/BLADE NO.	PRICE
5/32 x 3/4	5	COB-TSP4W	20.16
3/16 x 3/4	5	COB-TSP5W	24.02
1/8 x 7/8	6	COB-TSP5X	23.08
5/32 x 7/8	6	COB-TSP5N	24.02
3/16 x 7/8	6	COB-TSP5	24.66
1/4 x 7/8	6	COB-TSP6	26.24
1/8 x 1-1/8	6-1/2	COB-TSP8X	36.04
5/32 x 1-1/8	6-1/2	COB-TSP8N	39.68
3/16 x 1-1/8	6-1/2	COB-TSP8	44.32
1/4 x 1-1/8	6-1/2	COB-TSP9	49.50

GROUND CUT-OFF BLADES

ICS **EUR**

GENERAL PURPOSE

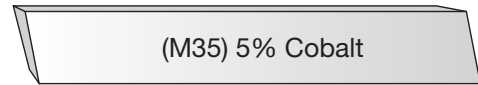
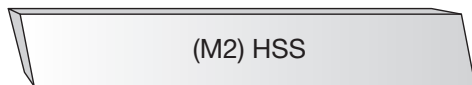
PRECISION GROUND

HIGH SPEED STEEL

(M2) High Speed Steel Cut-off Blades are designed for cutting-off, grooving, and similar operations.

COBALT

(M-35) 5% Cobalt Cut-off Blades are designed for heavy duty and high speed machining operations.



End View
Both ends beveled 5°.

SIZE WIDTH x HEIGHT	OVERALL LENGTH	ITEM/BLADE NO.	PRICE
3/32 x 1/2	4-1/2	COB-HS 006X032	14.76
3/32 x 5/8	5	COB-HS 006X040	18.12
1/8 x 3/4	6	COB-HS 008X048	21.80
1/8 x 7/8	6	COB-HS 008X056	28.32
3/16 x 1	6-1/2	COB-HS 012X100	33.66

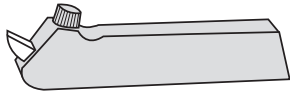
SIZE WIDTH x HEIGHT	OVERALL LENGTH	ITEM/BLADE NO.	PRICE
3/32 x 1/2	4-1/2	COB-5C 006X032	17.72
3/32 x 5/8	5	COB-5C 006X040	21.76
1/8 x 3/4	6	COB-5C 008X048	27.24
1/8 x 7/8	6	COB-5C 008X056	35.76
3/16 x 1	6-1/2	COB-5C 012X100	46.88

ALLOY STEEL TURNING TOOL HOLDERS

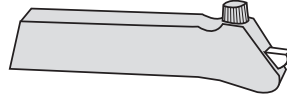
ICS IND

GENERAL PURPOSE

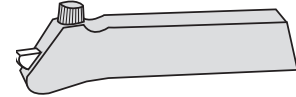
DROP FORGED



STRAIGHT



LEFT HAND OFFSET



RIGHT HAND OFFSET

Drop Forged Alloy Steel Tool Holders have a relieved cutter bit hole for proper seating and reduced breakage of tool bits. All holders come complete with a wrench. Left hand holders offset to the right. Right hand holders offset to left.

SIZE OF TOOL BIT SQUARE	HOLDER SIZE	FOR LATHES APPROX. SWING (IN.)	ITEM NO.			PRICE EACH HOLDER WITH WRENCH
			STRAIGHT SHANK	LEFT HAND OFFSET	RIGHT HAND OFFSET	
1/8	5/16 x 1/2 x 4	9-10	TTHS008	TTHL008	TTHR008	22.68
3/16	5/16 x 3/4 x 4-1/2	9-10	TTHS012	TTHL012	TTHR012	25.36
1/4	3/8 x 7/8 x 5	10-14	TTHS016	TTHL016	TTHR016	26.34
5/16	1/2 x 1-1/8 x 6	14-16	TTHS020	TTHL020	TTHR020	33.68
3/8	5/8 x 1-3/8 x 7	16-18	TTHS024	TTHL024	TTHR024	38.86
7/16	3/4 x 1-5/8 x 8	18-20	TTHS028	TTHL028	TTHR028	51.22
1/2	7/8 x 1-3/4 x 9	24-36	TTHS032	TTHL032	TTHR032	57.20

ALLOY STEEL CUT-OFF BLADE TOOL HOLDERS

ICS IND

GENERAL PURPOSE

DROP FORGED



Drop Forged Alloy Steel Cut-off Blade Tool Holders are designed to support cut-off blades and help prevent blade breakage. All holders come complete with a wrench.

CUT-OFF BLADE SIZE	HOLDER SIZE	FOR LATHES APPROX. SWING (IN.)	ITEM NO.		PRICE EACH TOOL HOLDER WITH WRENCH
			STRAIGHT SHANK		
3/32 x 1/2	5/16 x 3/4 x 4-1/2	9-10	COBTHS006		21.88
3/32 x 5/8	3/8 x 7/8 x 5	9-10	COBTHS006A		24.80
1/8 x 3/4	1/2 x 1-1/8 x 6	11-14	COBTHS008		27.10
1/8 x 7/8	5/8 x 1-3/8 x 7	14-16	COBTHS008A		37.30
3/16 x 1	3/4 x 1-5/8 x 8	16	COBTHS012		46.88

ICS Cutting Tools, Inc.



SCAN FOR LATEST ONLINE CATALOGS



SCAN TO OPEN THE WEBSITE



ICS CUTTING TOOLS, INC
511 MAIN STREET • CASCO, WI 54205-0125 USA

(920) 837-2526 • FAX (920) 837-2530
www.icscuttingtools.com • info@icscuttingtools.com