


# SOLID CARBIDE BURS

ICS USA

SPECIAL PURPOSE


CNC GROUND

## CYLINDER SHAPE - (SA) BURS




SIZE	FLUTE LENGTH	SHANK DIA.	PRICE		ITEM NO. SUFFIX
			DOUBLE CUT	TIN COATED	
			SCB	SCBT	
1/16	1/4	1/8	8.36	10.72	SA#41
3/32	7/16	1/8	8.36	10.72	SA#42
1/8	9/16	1/8	8.36	10.72	SA#43
1/4	1/2	1/8	13.70	16.72	SA#51
5/32	1/2	1/8	20.08	23.08	SA#52
1/16	1/4	3/32	9.56	11.92	SA#61
3/32	3/8	3/32	9.56	11.92	SA#63
3/16	1/2	3/16	14.96	18.52	SA#81
1/8	1/2	1/4	14.26	17.84	SA-011
1/8	5/8	1/4	14.26	17.84	SA-012
5/32	5/8	1/4	14.26	17.84	SA-013
3/16	5/8	1/4	14.26	17.84	SA-014
1/4	5/8	1/4	14.26	17.84	SA-1
1/4	1	1/4	20.64	24.22	SA-1L
5/16	3/4	1/4	18.62	22.20	SA-2
3/8	3/4	1/4	20.08	23.66	SA-3
3/8	1	1/4	23.82	28.56	SA-3L
3/8	1-1/2	1/4	26.18	30.92	SA-3X
7/16	1	1/4	29.00	33.78	SA-4
1/2	1	1/4	31.28	36.02	SA-5
5/8	1	1/4	39.38	47.86	SA-6
3/4	1	1/4	58.64	68.38	SA-7
3/4	1/2	1/4	53.30	63.06	SA-715
3/4	3/4	1/4	58.64	68.38	SA-716
7/8	1	1/4	73.76	85.04	SA-8
1	1	1/4	96.60	93.20	SA-9

## CYLINDER SHAPE END CUT - (SB) BURS



SIZE	FLUTE LENGTH	SHANK DIA.	PRICE		ITEM NO. SUFFIX
			DOUBLE CUT	TIN COATED	
			SCB	SCBT	
1/16	1/4	1/8	8.36	10.72	SB#41
3/32	7/16	1/8	8.36	10.72	SB#42
1/8	9/16	1/8	8.36	16.72	SB#43
1/4	3/16	1/8	13.70	16.72	SB#51
1/8	1/2	1/4	15.46	19.06	SB-011
1/8	5/8	1/4	15.46	19.06	SB-012
5/32	5/8	1/4	15.46	19.06	SB-013
3/16	5/8	1/4	15.46	19.06	SB-014
1/4	5/8	1/4	15.46	19.06	SB-1
1/4	1	1/4	22.84	26.44	SB-1L
5/16	3/4	1/4	20.52	24.10	SB-2
3/8	3/4	1/4	22.06	25.62	SB-3
3/8	1	1/4	26.22	30.96	SB-3L
3/8	1-1/2	1/4	28.76	33.50	SB-3X
7/16	1	1/4	32.06	535.04	SB-4
1/2	1	1/4	34.38	39.12	SB-5
5/8	1	1/4	43.24	51.70	SB-6
3/4	1	1/4	64.52	74.26	SB-7
3/4	1/2	1/4	58.64	68.38	SB-715
3/4	3/4	1/4	64.52	74.26	SB-716
7/8	1	1/4	81.24	92.50	SB-8
1	1	1/4	90.22	101.50	SB-9

## CYLINDER SHAPE RADIUS END - (SC) BURS



SIZE	FLUTE LENGTH	SHANK DIA.	PRICE		ITEM NO. SUFFIX
			DOUBLE CUT	TIN COATED	
			SCB	SCBT	
3/32	7/16	1/8	8.36	10.72	SC#41
1/8	9/16	1/8	8.36	10.72	SC#42
1/4	1/2	1/8	13.70	16.72	SC#51
5/32	1/2	1/8	20.08	23.08	SC#52
3/16	1/2	1/8	20.08	23.08	SC#53
3/32	3/8	3/32	9.56	11.92	SC#61
3/16	1/2	3/16	14.96	18.52	SC#81
1/8	1/2	1/4	16.60	20.16	SC-011
1/8	5/8	1/4	16.60	20.16	SC-012
5/32	5/8	1/4	16.60	20.16	SC-013
3/16	5/8	1/4	16.60	20.16	SC-014
1/4	5/8	1/4	16.60	20.16	SC-1

SIZE	FLUTE LENGTH	SHANK DIA.	PRICE		ITEM NO. SUFFIX
			DOUBLE CUT	TIN COATED	
			SCB	SCBT	
1/4	1	1/4	22.62	26.20	SC-1L
5/16	3/4	1/4	20.34	23.90	SC-2
3/8	3/4	1/4	22.30	25.88	SC-3
3/8	1	1/4	26.30	31.04	SC-3L
3/8	1-1/2	1/4	28.82	33.58	SC-3X
7/16	1	1/4	31.86	36.60	SC-4
1/2	1	1/4	35.08	39.84	SC-5
5/8	1	1/4	44.14	52.60	SC-6
3/4	1	1/4	63.30	73.06	SC-7
3/4	1/2	1/4	57.60	67.38	SC-715
3/4	3/4	1/4	63.30	73.06	SC-716
1	1	1/4	95.98	107.28	SC-9

Unless otherwise specified, all burs are Double Cut.  
Plain Cut and Chipbreaker are also available at the same price as Double Cut.