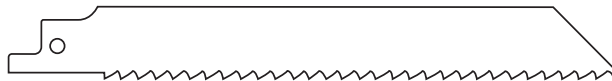










RECIPROCATING SAW BLADES - 1/2" SHANK

ICS USA



MILLED TEETH

Fits any Reciprocating Saw using 1/2" universal shank.

ILLUSTRATION AND COLOR	LENGTH	WIDTH	TEETH PER INCH	CUT - SPEED APPLICATION	TYPE TEETH	ITEM NO.	PRICE EACH	
							POUCH 5 PCS.	BOX 100 PCS.
METAL CUTTING - COBALT BI-METAL								
 WHITE BLADE	6	3/4	10	Medium - Fast Metals 1/4" and over	Raker Set	RSB-BMC-610	2.80	2.50
	6	3/4	14	Medium - Fast Metals 1/8" and over	Raker Set	RSB-BMC-614	2.80	2.50
	6	3/4	18	Smooth - Medium Metals 1/8" and under	Raker Set	RSB-BMC-618	2.80	2.50
	6	3/4	24	Fine - Slow Metals 3/64" and under	Raker Set	RSB-BMC-624	2.80	2.50
	8	3/4	10	Medium - Fast Metals - Deep Cuts	Raker Set	RSB-BMC-810	4.48	4.04
METAL CUTTING - BI-METAL								
 WHITE BLADE	4	5/8	10	Medium - Fast Metals 1/4" and over	Raker Set	RSB-BM-410	1.86	1.66
	4	5/8	14	Medium - Fast Metals 1/8" and over	Raker Set	RSB-BM-414	1.86	1.66
	4	5/8	18	Smooth - Medium Metals 1/8" and under	Raker Set	RSB-BM-418	1.86	1.66
	4	5/8	24	Fine - Slow Metals 3/64" and under	Wavy Set	RSB-BM-424	1.86	1.66
	6	5/8	10	Medium - Fast Metals 1/4" and over	Raker Set	RSB-BM-610	2.30	2.20
	6	5/8	14	Medium - Fast Metals 1/8" and over	Raker Set	RSB-BM-614	2.30	2.20
	6	5/8	18	Smooth - Medium Metals 1/8" and under	Raker Set	RSB-BM-618	2.30	2.20
	6	5/8	24	Fine - Slow Metals 3/64" and under	Wavy Set	RSB-BM-624	2.30	2.20
	8	5/8	10	Medium - Fast Metals - Deep Cuts	Raker Set	RSB-BM-810	3.58	3.40
 WHITE BLADE	6	3/4	5-7	Coarse - Fast Metals 1/4" and over	Variable Tooth	RSB-BM-607	3.88	3.52
	9	3/4	10-14	Medium - Fast Pipe & Channels up to 6"	Variable Tooth	RSB-BM-914	5.88	5.30
METAL SCROLL CUTTING - BI-METAL								
 WHITE BLADE	3-1/2	5/16	18	Smooth - Medium Cutting irregular curves	Raker Set	RSB-BMS-318	1.86	1.66
NAIL-EMBEDDED WOOD CUTTING - BI-METAL								
 WHITE BLADE	6	3/4	6	Coarse - Fast Roughing work	Alt. Set	RSB-BW-606	3.46	3.14
	9	3/4	6	Coarse - Fast Roughing work	Alt. Set	RSB-BW-906	4.00	3.60
	12	3/4	6	Coarse - Fast Roughing work	Alt. Set	RSB-BW-126	5.68	5.10
 WHITE BLADE	6	5/8	10	Medium - Medium Standard work	Alt. Set	RSB-BW-610	2.48	2.26
WOOD SCROLL [CONTOUR] CUTTING - BI-METAL								
 WHITE BLADE	6	1/2	6	Coarse - Fast Cutting irregular curves	Alt. Set	RSB-BS-606	3.16	2.84
ABRASIVE MATERIALS CUTTING - CARBIDE GRIT EDGE								
 BLACK BLADE	4	3/4	30 Grit	Coarse - Medium	Coarse	RSB-CE-04	3.80	3.42
	6	3/4	30 Grit	Ceramic Tile, Fiberglass,	Coarse	RSB-CE-06	3.80	3.42
	8	3/4	30 Grit	Plastic, Cast Iron Pipe,	Coarse	RSB-CE-08	5.26	4.72
	9	3/4	30 Grit	Stainless Steel, etc.	Coarse	RSB-CE-09	6.26	5.64