


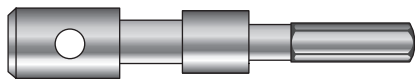
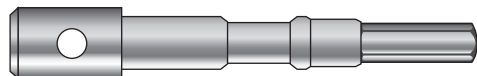










TAPER CHUCK ADAPTERS

ADAPTERS FOR "A" AND "B" TAPER MASONRY DRILLS

ICS USA

Taper chuck adapters allow you to use "A" or "B" taper shank masonry bits with almost any make of electric hammer drill. Each shank configuration will fit the hammer drill model numbers listed. A drift pin is included with each adapter.

ILLUSTRATION	FITS HAMMER MODEL	ITEM NO.		PRICE
		A TAPER	B TAPER	
	Skil 706, 707, 708 Skil 1706 B & D 5040, 5049 Rockwell 600, 601 Ramset 620	AT-706	-	45.86
	Skil 717	AT-717S	-	45.86
	B & D 717, 718, 719 B & D 5045, 5050 B & D 5046	AT-717BD	BT-717BD	45.86
	Skil 726 Milw 5300, 5310 Milw 5305, 5315	AT-726	BT-726	45.86
	Skil 728, 731, 732, 628 Rockwell 602, 605, 606 Rockwell 1602 B & D 5048 Milw 5325, 5326 Miller Falls SP499K	AT-728	BT-728	45.86
	Skil 736	-	BT-736	57.62
	Phillips 747, 700 Bosch 11201 Metabo RH 90, 65	AT-747	BT-747	49.40
	Ramset 330	AT-RAM	BT-RAM	38.82
	Fits all popular 4 slot power tools. See pages 162 - 163 for complete listing.	AT-SDS	BT-SDS	33.52
	Fits all popular spline drive power tools. See pages 162 - 163 for complete listing.	AT-Spline	BT-Spline	33.52
	Hilti TE 52, 60, 70, 92	AT-TE60	BT-TE60	42.34
	Wacker	AT-Wacker	BT-Wacker	57.62
	Bosch 11216, SDS-MAX Hilti TE 64, TE-Y Hilti TE 52, 60 Hilti TE 72, 92	AT-MAX	-	42.34