

CARBIDE TIPPED REBAR CUTTERS

ICS USA

HEAVY DUTY

MULTI-TOOTH



Carbide Tipped Rebar Cutters are designed with a multi-tooth cutter head for drilling through concrete and embedded rebar or wire mesh. Use either water or cutting oil for lubrication and cooling. They can be used in any 1/2" rotary drill with a 3-jawed chuck or directly into SDS, Spline Drive, or SDS-Max Hammer Drills using an ICS rebar cutter adapter.

OVERALL HUB THREAD		ITEM		
SIZE	LENGTH	SIZE	NO.	PRICE
1/2	12	5/8-11	CTRC032X12	46.46
5/8	12	5/8-11	CTRC040X12	58.80
3/4	12	5/8-11	CTRC048X12	68.22
7/8	12	5/8-11	CTRC056X12	71.16

OVERALL HUB THREAD		ITEM		
SIZE	LENGTH	SIZE	NO.	PRICE
1	12	5/8-11	CTRC100X12	75.26
1-1/8	12	5/8-11	CTRC108X12	95.26
1-1/4	12	5/8-11	CTRC116X12	101.72
1-1/2	12	5/8-11	CTRC132X12	112.90

Sizes up to 3" diameter available upon request.

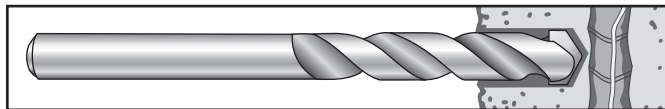
REBAR CUTTER ADAPTERS

Adapts rebar and plate cutters for use in various style masonry drills.


ILLUSTRATION	FITS	ITEM NO.	PRICE
	1/2" Rotary Style Drills	RCA-RS	31.50
	SDS Hammer Drills	RCA-SDS	55.28
	Spline Drive Hammer Drills	RCA-S	66.44
	SDS-Max Hammer Drills	RCA-MAX	75.86

HOW TO DRILL REBAR

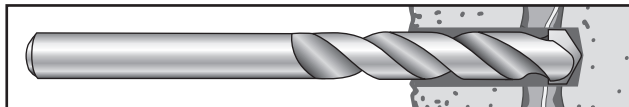
1. Stop drilling as soon as carbide tip comes in contact with rebar. (If you do not - drill will be damaged.)



2. Replace carbide tipped drill with rebar cutter. Insert into hole and drill through embedded rebar. (Maintain even and constant pressure.)



3. Replace rebar cutter with carbide tipped drill and finish drilling the hole.



NOTICE

Rebar cutters can also be used in most hammer drills equipped with a three-jaw style chuck, provided the selector is kept in the rotary-only position. Percussion (hammering action) will damage the tool. The ICS Rebar Cutter is designed for rotary drilling only.